



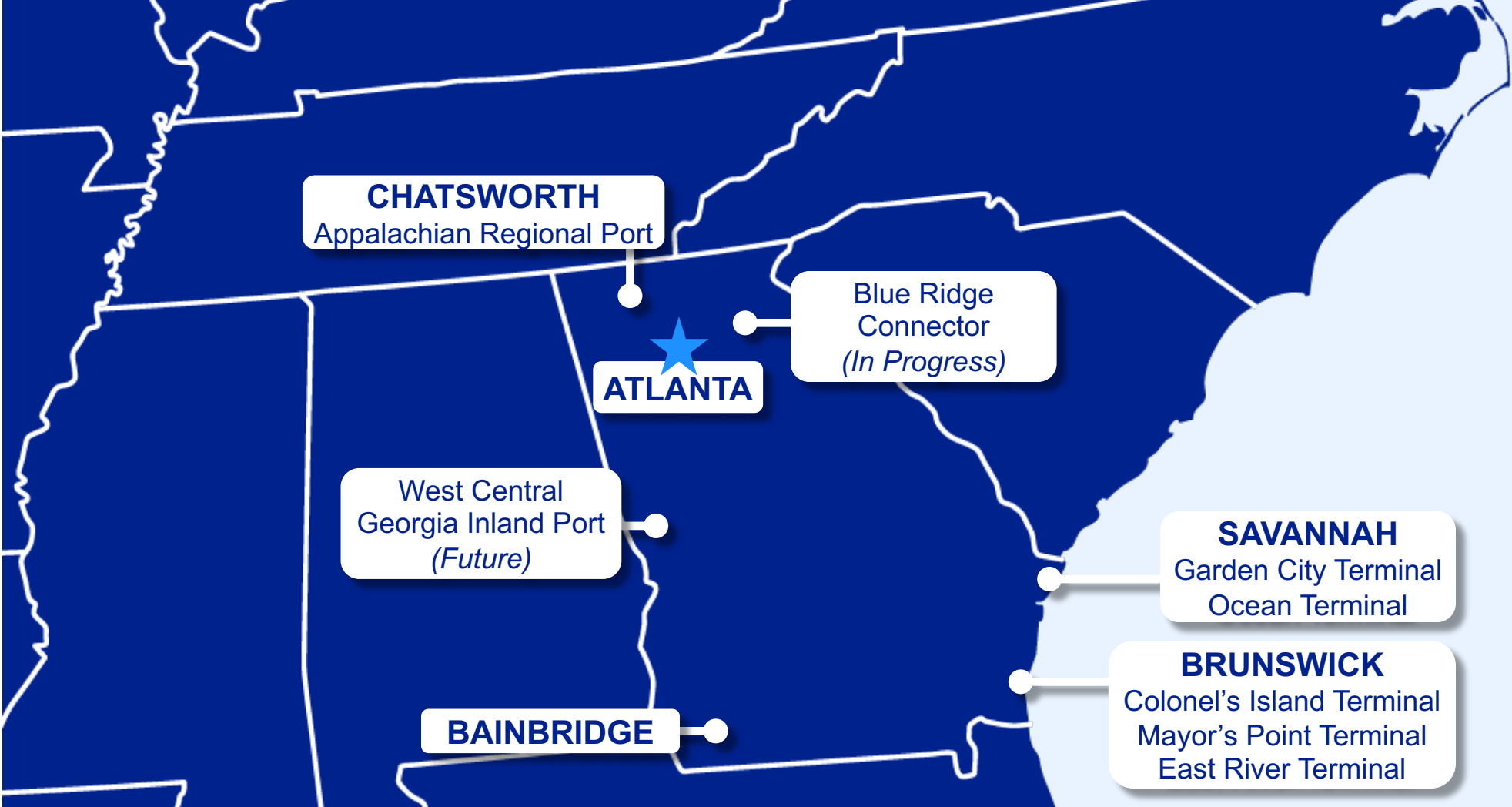
GEORGIA  
PORTS



# CONNECTING GEORGIA TO THE WORLD

GASFA – April 24, 2024

# SOUTHEAST REACH Extended





# GARDEN CITY TERMINAL

Berth 9,418 ft (2,871 m) • Area 1,503 acres (608 ha)  
STS Container Cranes 34 • Rubber-Tired Gantries 199

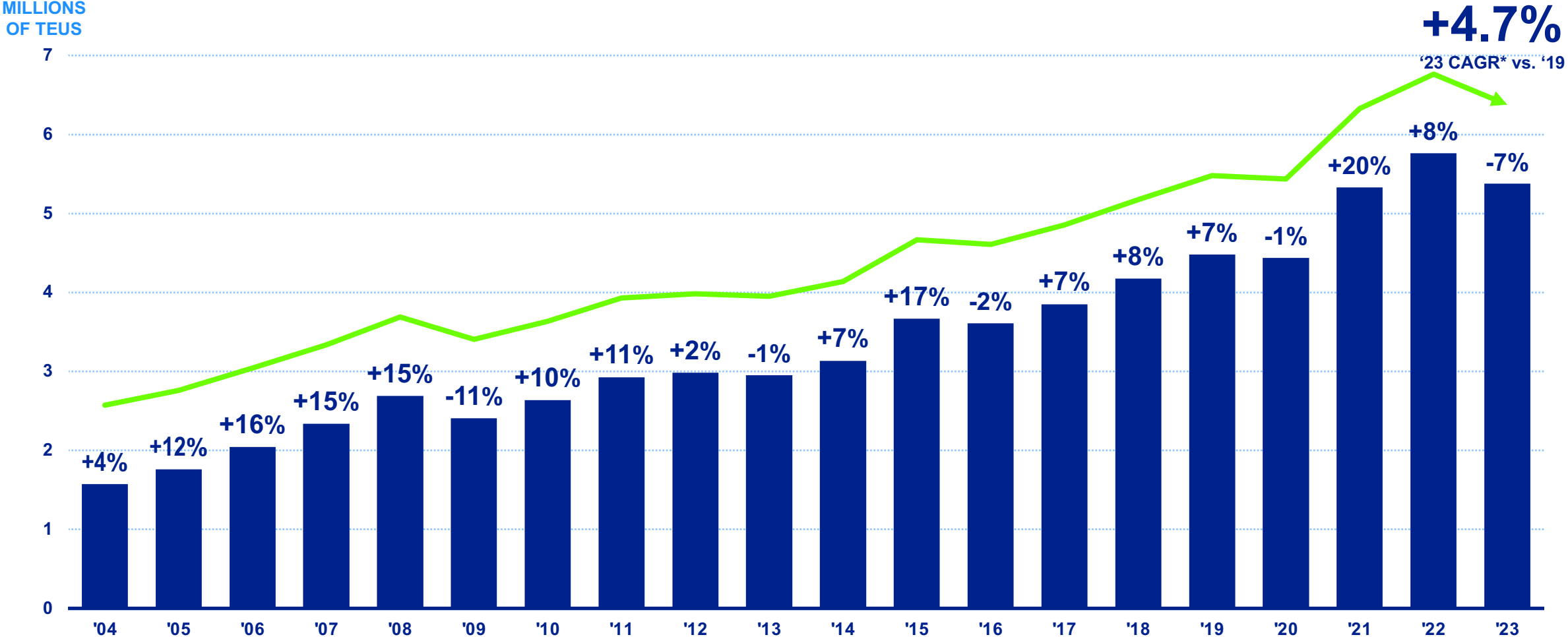
# TOTAL TEUS

5,376,448

FY2023

# PORT OF SAVANNAH THROUGHPUT

## 20-year Fiscal Year History




SOURCE: GPA Internal Data (loads & empties); \*CAGR- Compound Annual Growth Rate

# DRIVERS OF GROWTH

---

**REGIONAL  
POPULATION  
GROWTH**



**ECONOMIC  
DEVELOPMENT**

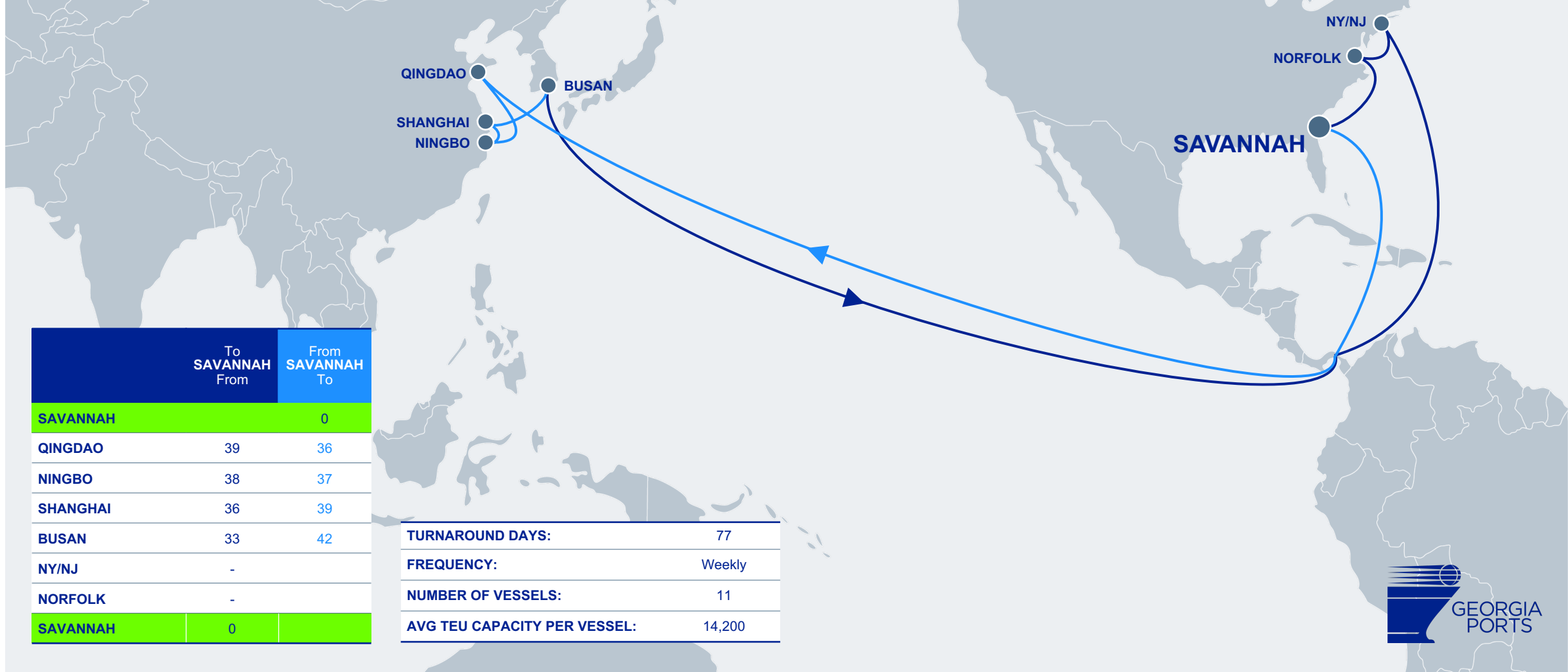
**INDIA & SE ASIA  
MANUFACTURING**



**SAVANNAH'S  
CONNECTIVITY**

# AWE2 / NUE2 / Manhattan Bridge

OCEAN – CMA CGM, EVERGREEN, COSCO & OOCL



	To SAVANNAH From	From SAVANNAH To
SAVANNAH		0
QINGDAO	39	36
NINGBO	38	37
SHANGHAI	36	39
BUSAN	33	42
NY/NJ	-	
NORFOLK	-	
SAVANNAH	0	

TURNAROUND DAYS:	77
FREQUENCY:	Weekly
NUMBER OF VESSELS:	11
AVG TEU CAPACITY PER VESSEL:	14,200



# INFRASTRUCTURE IMPROVEMENTS

## RECORD INVESTMENT FOR CAPACITY BUILDING

Current: \$1.9B

Next 12 years: \$4.5B





# RAIL INVESTMENT

**\$374 million**

By GPA



# MASON MEGA RAIL

100% on-dock connectivity to CSX & NS • Capacity for six 10k-ft trains  
Largest U.S. on-terminal intermodal facility • 1M lift capacity = 2M TEUs





2<sup>ND</sup> DAY AVAILABILITY

# APPALACHIAN REGIONAL PORT

GPA owned & operated • 3 working tracks total 6k ft • 42 acres terminal area  
3 rubber-tired gantries • 75k container capacity per year • 7 trains per week





Lake Lanier

Norfolk Southern Railroad

Cagle Road

365

Kubota Way

Norfolk Southern Railroad



Northeast Georgia Inland Port Terminal

Gateway Centre Parkway

365

Whitehall Road

White Sulphur Road (new alignment)

White Sulphur Road

43.75 ac

16.04 ac

9.09 ac

14.11 ac

14.18 ac

12.36 ac

365

e



365



# Blue Ridge Connector

104 acres • Annual capacity 200k lifts  
Rail provider Norfolk Southern • Complete Summer 2026







# INLAND PORTS Advantages

- Access to Land & Labor  
Cost Savings & Availability
- Closer to Market  
Time Savings, More Truck Turns
- Ease Trucker Shortage with Quality of Life  
Quick Trips, Less Traffic, Home at Night
- Direct Access to Savannah's Connectivity  
36 Weekly Services, Direct to +50 countries
- Decreased Demurrage & Detention  
Day of Arrival + 5, vs. Traditional 48 hours
- Decreased Emissions  
~75% reduction Rail vs. Road





# ECONOMIC IMPACT

**561,000**  
**JOBS**  
Statewide



**\$33**  
**BILLION**  
in Income

**\$140**  
**BILLION**  
in Sales



**\$3.8**  
**BILLION**  
in State & Local Taxes

# THANK YOU

